





Lesson Plan

LESSON PLAN	~40 minutes
 <p>Foundations</p>	<p><u>Activating Prior Knowledge</u> (~5 minutes)</p> <ul style="list-style-type: none"> ☐ Have students gather in a circle ☐ Discuss any thoughts, feelings or current issues with classmates ☐ Ask students to make a prediction as to what they think the webisode will be about, based on the webisode title
 <p>Video Modeling</p>	<p><u>Webisode</u> (~10 minutes)</p> <ul style="list-style-type: none"> ☐ Students view the webisode as a whole class, using available media ☐ Pause occasionally throughout the webisode to ask students prompting questions (e.g. “How do you think the character feels?” “How would you feel if this happened to you?”)
 <p>Demonstration of Understanding</p>	<p><u>Discussion/Reflection</u> (~25 minutes)</p> <ul style="list-style-type: none"> ☐ Remind students of respectful behavior when having a discussion in a circle ☐ Have students discuss similar experiences, feelings and reactions to the webisode and thoughts about bullying (see ‘Discussion Questions’) ☐ Have students return to their desks and provide them with a journal topic (see ‘Journal Writing Prompts’)
 <p>Generalization</p>	<p><u>Positive Reinforcement</u></p> <ul style="list-style-type: none"> ☐ Give ‘Promo Passes’ throughout the week to anyone demonstrating prosocial behavior, as listed on the chart in the classroom (see ‘Becoming a Cool School® Agent’)