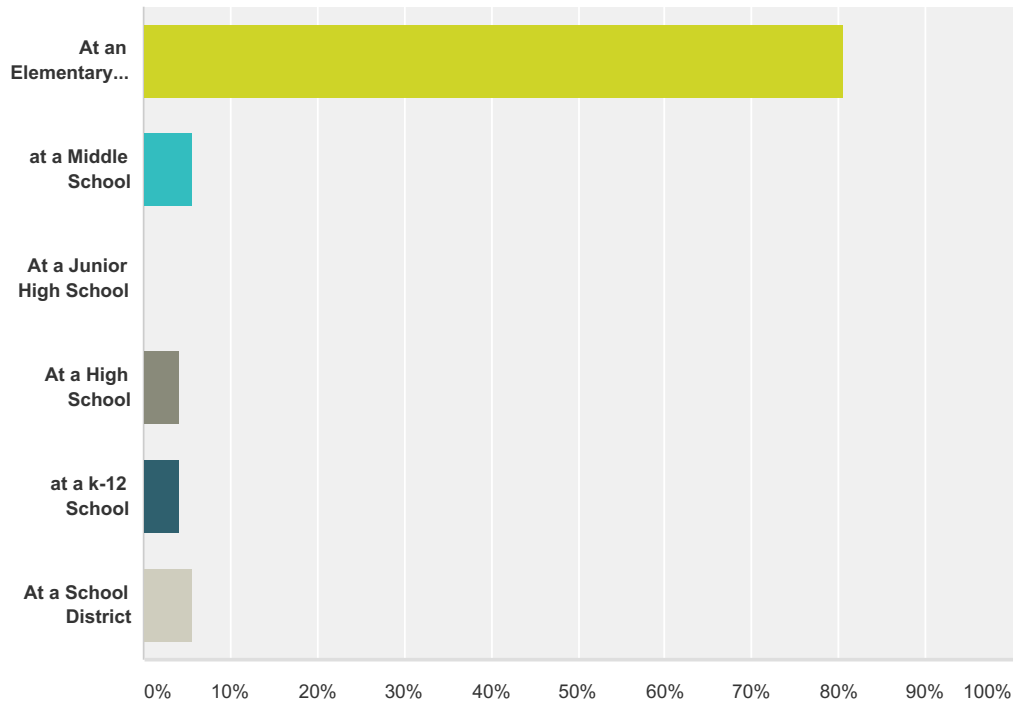


### Q1 Where do you work?

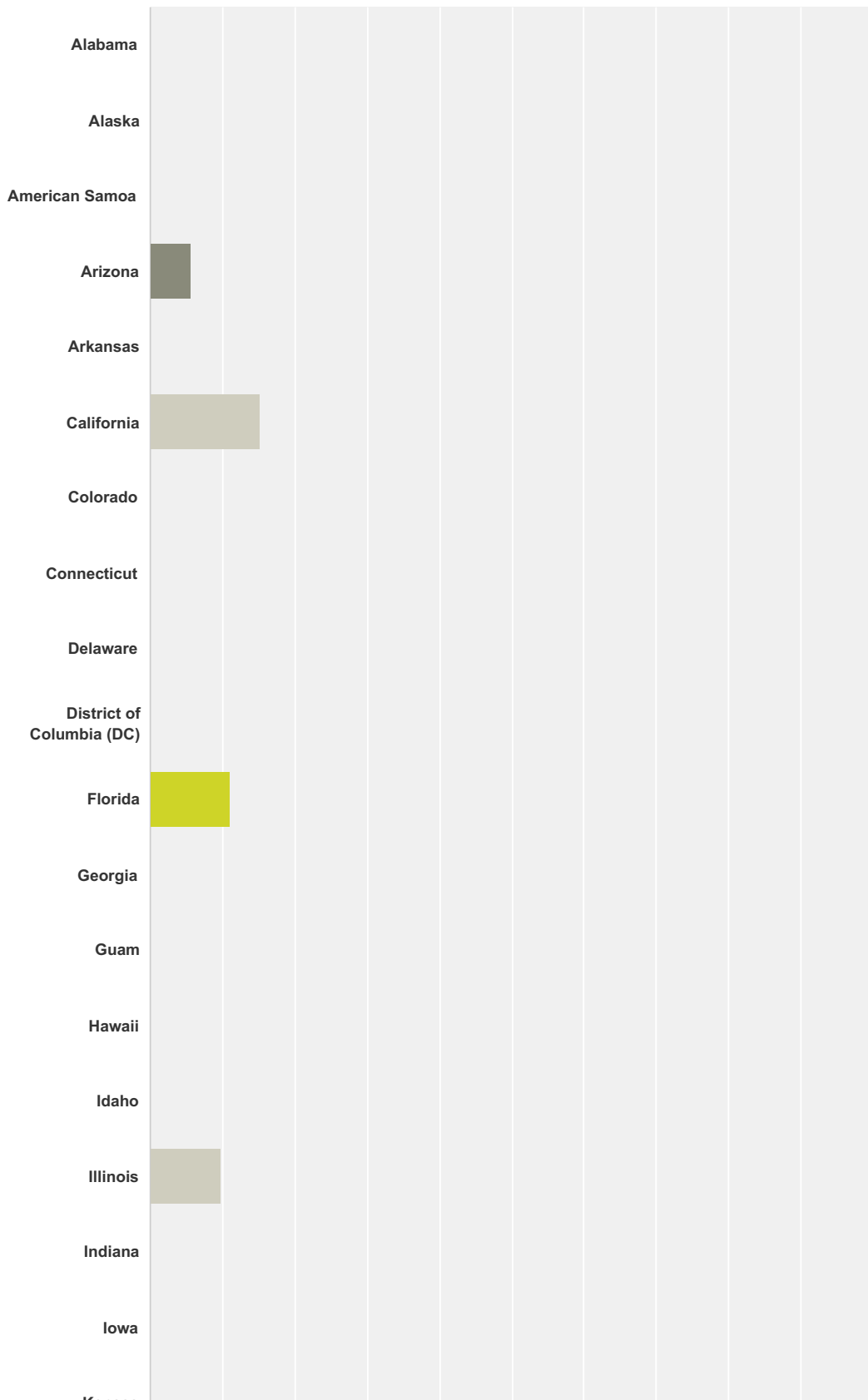
Answered: 72 Skipped: 0



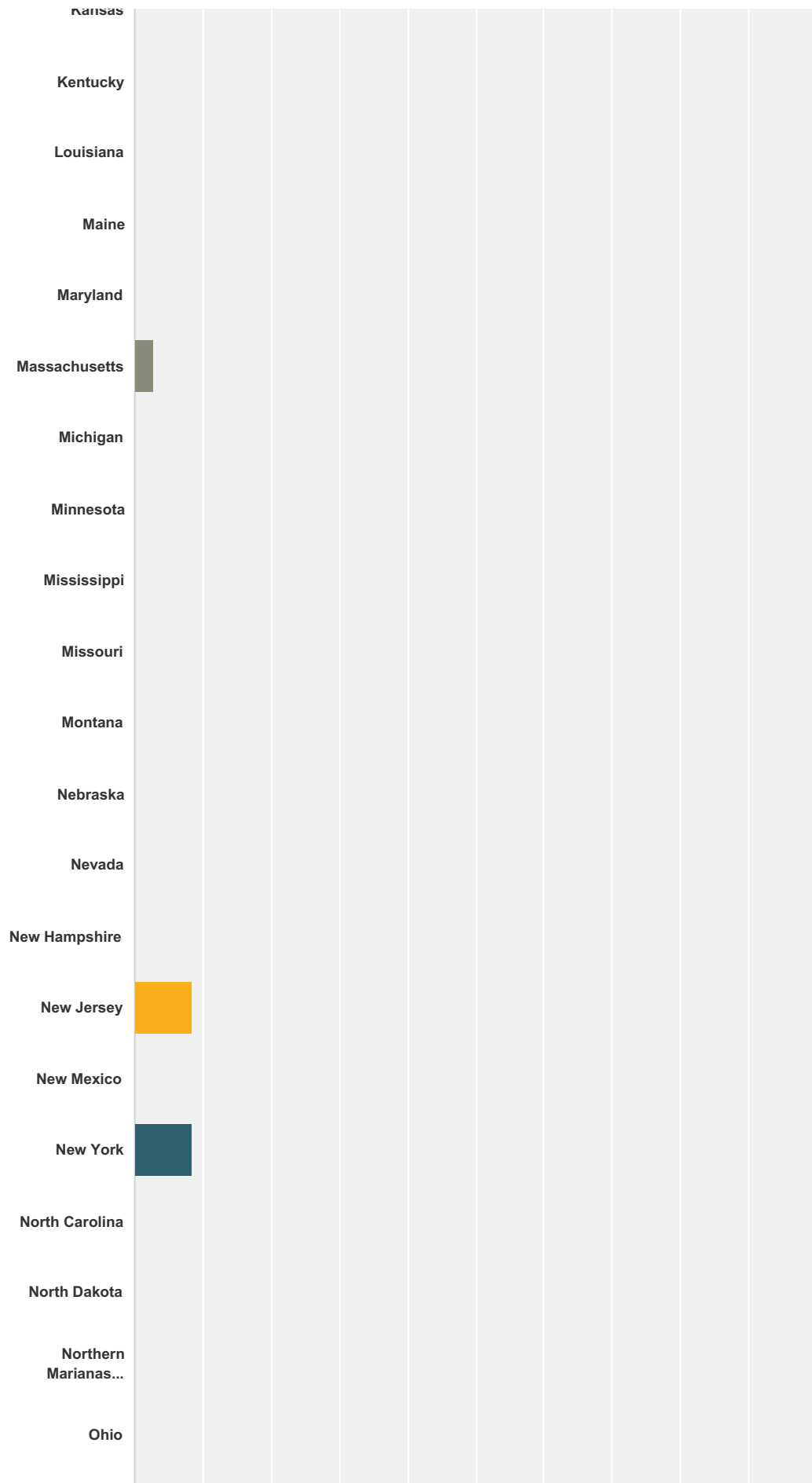
Answer Choices	Responses	Count
At an Elementary School	80.56%	58
at a Middle School	5.56%	4
At a Junior High School	0.00%	0
At a High School	4.17%	3
at a k-12 School	4.17%	3
At a School District	5.56%	4
<b>Total</b>		<b>72</b>

## Q2 In what state or U.S. territory do you live?

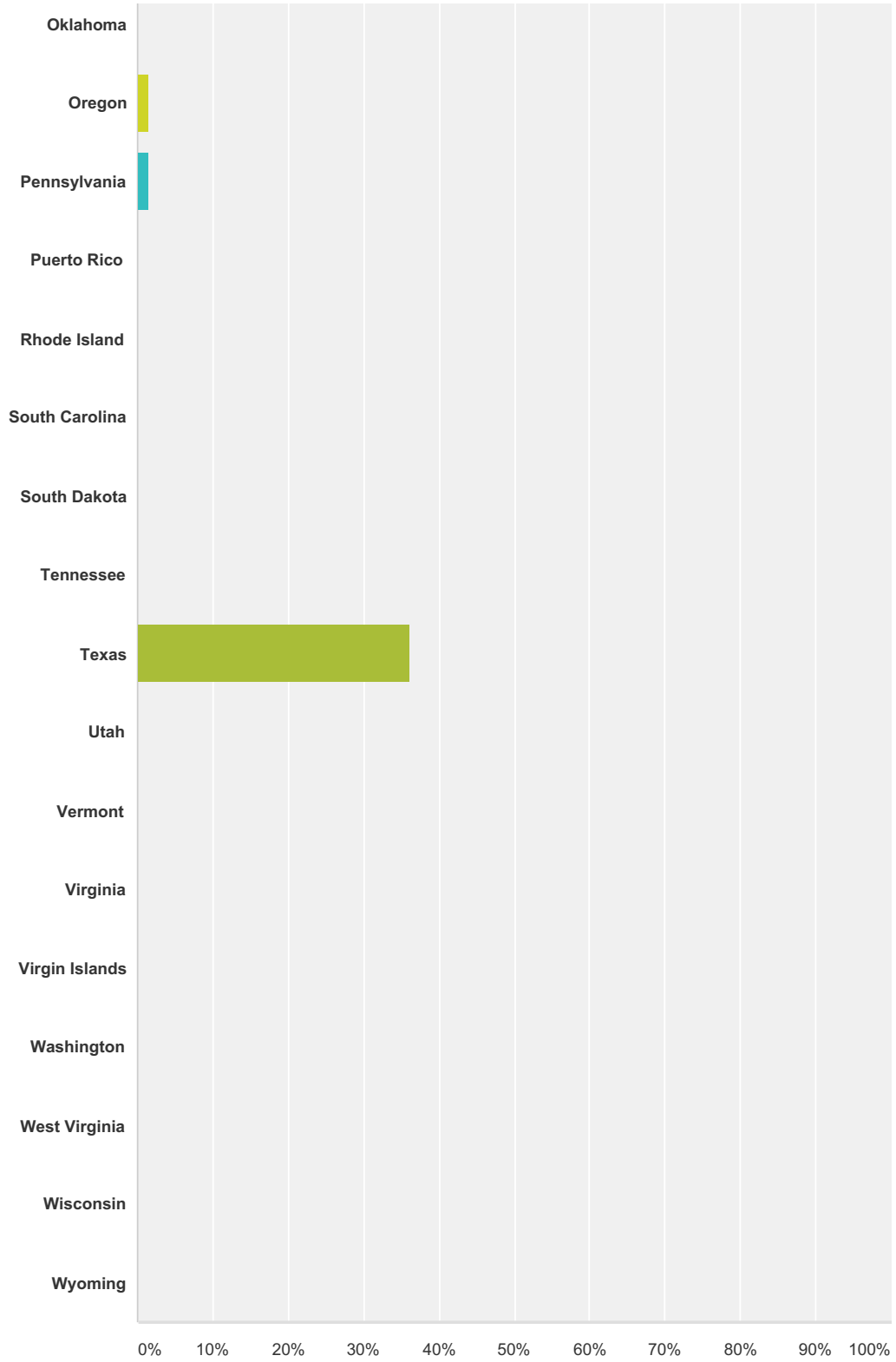
Answered: 72 Skipped: 0



# CoolSchool Survey



# CoolSchool Survey



Answer Choices	Responses
Alabama	0.00% 0
Alaska	0.00% 0
American Samoa	0.00% 0

## CoolSchool Survey

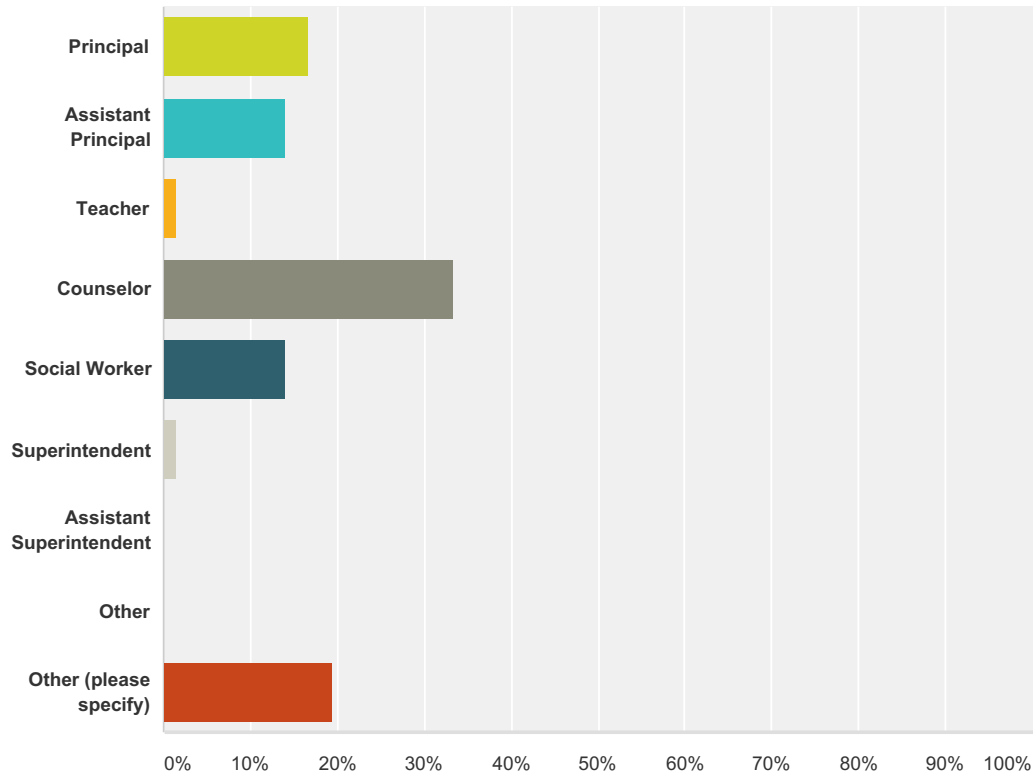
Arizona	5.56%	4
Arkansas	0.00%	0
California	15.28%	11
Colorado	0.00%	0
Connecticut	0.00%	0
Delaware	0.00%	0
District of Columbia (DC)	0.00%	0
Florida	11.11%	8
Georgia	0.00%	0
Guam	0.00%	0
Hawaii	0.00%	0
Idaho	0.00%	0
Illinois	9.72%	7
Indiana	0.00%	0
Iowa	0.00%	0
Kansas	0.00%	0
Kentucky	0.00%	0
Louisiana	0.00%	0
Maine	0.00%	0
Maryland	0.00%	0
Massachusetts	2.78%	2
Michigan	0.00%	0
Minnesota	0.00%	0
Mississippi	0.00%	0
Missouri	0.00%	0
Montana	0.00%	0
Nebraska	0.00%	0
Nevada	0.00%	0
New Hampshire	0.00%	0
New Jersey	8.33%	6
New Mexico	0.00%	0
New York	8.33%	6
North Carolina	0.00%	0
North Dakota	0.00%	0
Northern Marianas Islands	0.00%	0

## CoolSchool Survey

Ohio	0.00%	0
Oklahoma	0.00%	0
Oregon	1.39%	1
Pennsylvania	1.39%	1
Puerto Rico	0.00%	0
Rhode Island	0.00%	0
South Carolina	0.00%	0
South Dakota	0.00%	0
Tennessee	0.00%	0
Texas	36.11%	26
Utah	0.00%	0
Vermont	0.00%	0
Virginia	0.00%	0
Virgin Islands	0.00%	0
Washington	0.00%	0
West Virginia	0.00%	0
Wisconsin	0.00%	0
Wyoming	0.00%	0
<b>Total</b>		<b>72</b>

### Q3 What is your role in your school?

Answered: 72 Skipped: 0



Answer Choices	Responses
Principal	16.67% 12
Assistant Principal	13.89% 10
Teacher	1.39% 1
Counselor	33.33% 24
Social Worker	13.89% 10
Superintendent	1.39% 1
Assistant Superintendent	0.00% 0
Other	0.00% 0
Other (please specify)	19.44% 14
<b>Total</b>	<b>72</b>

#	Other (please specify)	Date
1	School Psychologist	8/6/2016 2:46 PM
2	School Psychologist	8/3/2016 12:09 PM
3	Director of Pupil Personnel Services	8/3/2016 6:23 AM
4	Title 1 Parent Liaison	8/2/2016 4:58 PM

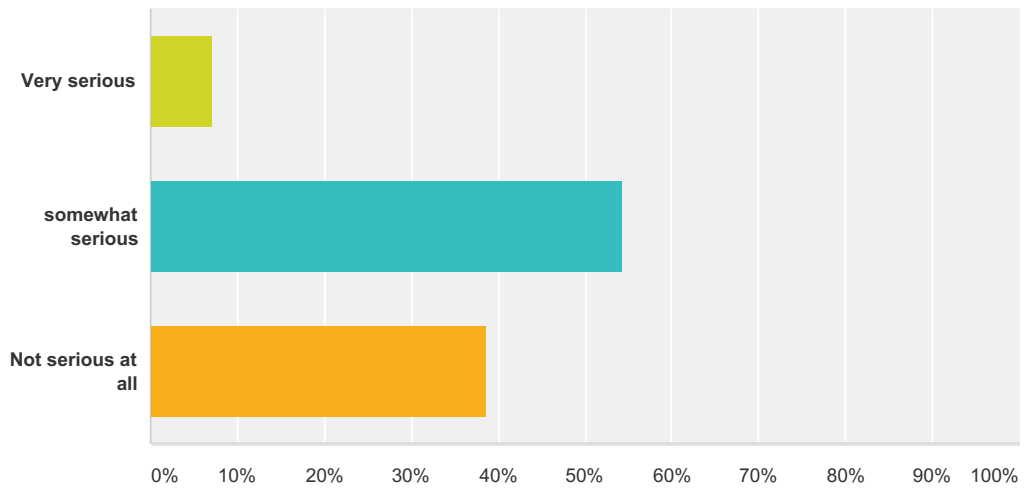
## CoolSchool Survey

5	CIS	8/2/2016 4:51 PM
6	School psychology	8/2/2016 4:35 PM
7	Security	8/2/2016 2:03 PM
8	Superintendent / Principal	8/2/2016 12:53 PM
9	Director of Diversity Programs	8/2/2016 11:24 AM
10	Dean	8/2/2016 10:30 AM
11	Parent Coordinator	8/2/2016 10:27 AM
12	school psychologist	8/2/2016 9:47 AM
13	Dean of Instruction	8/2/2016 9:34 AM
14	School psychologist	8/2/2016 9:26 AM



### Q4 1. How serious a challenge are you facing regarding bullying in your school?

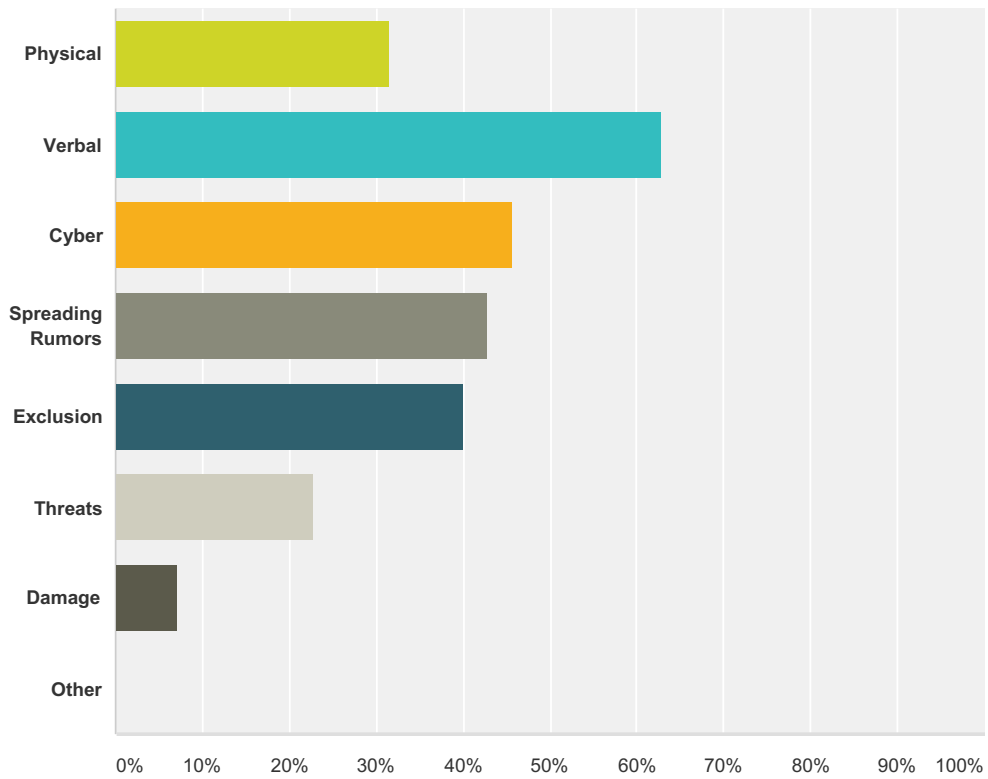
Answered: 70 Skipped: 2



Answer Choices	Responses	
Very serious	7.14%	5
somewhat serious	54.29%	38
Not serious at all	38.57%	27
<b>Total</b>		<b>70</b>

### Q5 Of the following types of bullying, which one(s) concern(s) you the most?

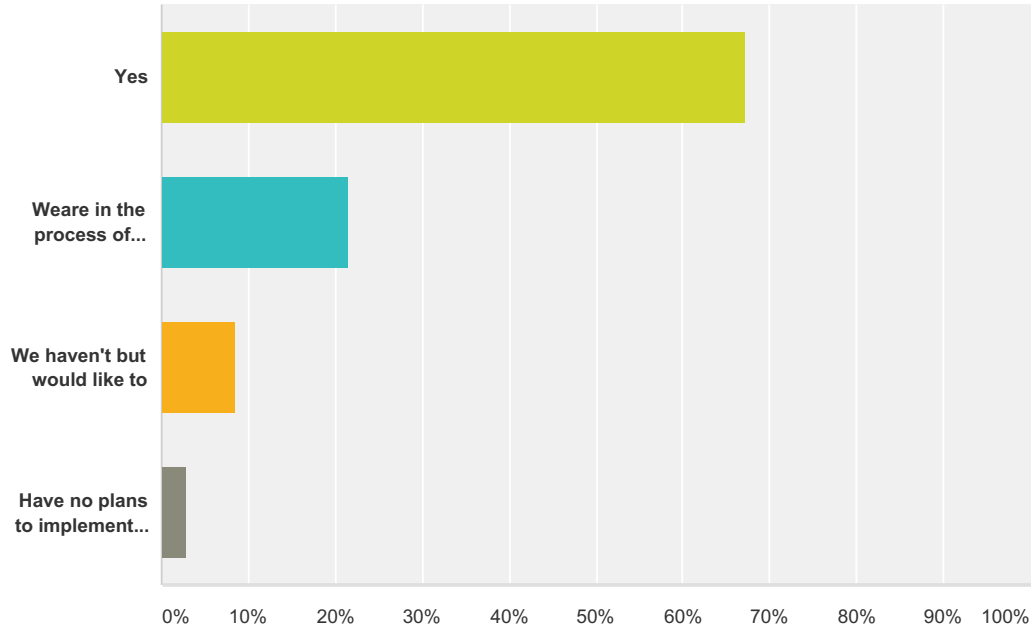
Answered: 70 Skipped: 2



Answer Choices	Responses
Physical	31.43% 22
Verbal	62.86% 44
Cyber	45.71% 32
Spreading Rumors	42.86% 30
Exclusion	40.00% 28
Threats	22.86% 16
Damage	7.14% 5
Other	0.00% 0
<b>Total Respondents: 70</b>	

### Q6 Have you implemented any measures or programs to prevent bullying in your school?

Answered: 70 Skipped: 2



Answer Choices	Responses
Yes	67.14% 47
We are in the process of implementing one	21.43% 15
We haven't but would like to	8.57% 6
Have no plans to implement any program	2.86% 2
<b>Total</b>	<b>70</b>

## CoolSchool Survey

## Q7 What is the name of the program you have implemented?

Answered: 57 Skipped: 15

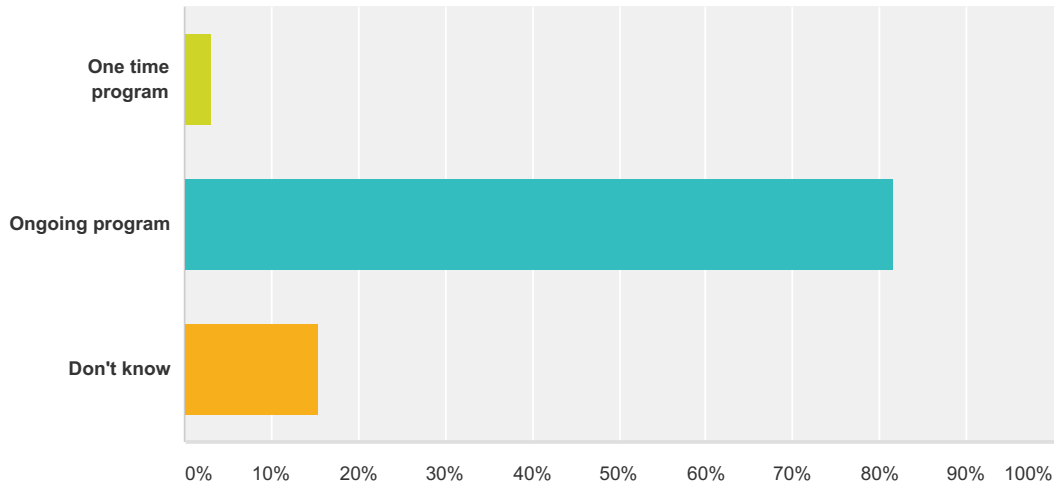
#	Responses	Date
1	PBS, peer leaders, social emotional learning lessons in the classroom	8/18/2016 6:50 AM
2	We present a anti-bully assembly at the start of the school year and again upon return from the Christmas Holidays. We also incorporate an anonymous bullybox for student concerns, in addition to addressing issues through the school counselor.	8/12/2016 11:25 AM
3	Olweus, The Wise Owl, Bully Proof Kit	8/11/2016 10:04 AM
4	Bully Prevention in Positive Behavior Support	8/11/2016 9:46 AM
5	don't know it	8/9/2016 8:01 AM
6	School-wide Anti-bullying & HIB laws	8/9/2016 6:12 AM
7	Second Step Bullying Curriculum	8/4/2016 7:43 AM
8	Brain Gym	8/4/2016 6:30 AM
9	There's no program	8/3/2016 7:20 PM
10	PBIS	8/3/2016 12:10 PM
11	We have measures in place...it is not a specific program yet	8/3/2016 6:14 AM
12	Second step, my own lessons	8/2/2016 9:51 PM
13	District wide policy, no specific program	8/2/2016 6:45 PM
14	Bucket fillers Grades K & 1	8/2/2016 5:00 PM
15	No Tolerance plus positive psychology programs such as GoStrengths	8/2/2016 4:36 PM
16	Bring in presenters, classes on going	8/2/2016 4:33 PM
17	PBIS	8/2/2016 4:22 PM
18	Group called SWAG - Student Who Achieve Goals - to build leadership skills and self confidence - classroom presentations - Guest Speakers	8/2/2016 3:50 PM
19	Second Step Program	8/2/2016 2:40 PM
20	Police Initiative	8/2/2016 2:26 PM
21	Everyday kindness	8/2/2016 1:52 PM
22	PBIS and First Knight	8/2/2016 1:39 PM
23	We are in the process but we use the 7 Covey Habits	8/2/2016 1:33 PM
24	Second Step & PBIS & No Bully Solution	8/2/2016 12:54 PM
25	This is one we as a school created.	8/2/2016 12:41 PM
26	District program - no name	8/2/2016 12:23 PM
27	No specific program	8/2/2016 12:19 PM
28	Positive Rewards	8/2/2016 11:39 AM
29	The Miami-Dade schools has a curriculum and we also know of Monique Burrs program	8/2/2016 11:36 AM
30	The leader in me	8/2/2016 11:36 AM
31	Playworks	8/2/2016 11:31 AM
32	Second Step	8/2/2016 11:23 AM
33	PBIS	8/2/2016 11:20 AM

## CoolSchool Survey

34	Project Wisdom	8/2/2016 10:51 AM
35	Beginning of a Hero	8/2/2016 10:38 AM
36	The Guidance Counselor speaks with them	8/2/2016 10:33 AM
37	PBIS as well as following mandated laws	8/2/2016 10:31 AM
38	C2 and No place For Hate Coalition	8/2/2016 10:20 AM
39	General Character Education	8/2/2016 10:18 AM
40	Part of our Vincentian Catholic Identity process	8/2/2016 10:16 AM
41	not a canned program, our own best practices	8/2/2016 9:48 AM
42	No name	8/2/2016 9:42 AM
43	PBIS bullying cool tool	8/2/2016 9:32 AM
44	peer mediation	8/2/2016 9:30 AM
45	Second Step	8/2/2016 9:28 AM
46	...	8/2/2016 9:28 AM
47	No name	8/2/2016 9:27 AM
48	Freedom from Bullying	8/2/2016 9:25 AM
49	Sanford Harmony	8/2/2016 9:25 AM
50	Second step guidance, "Peace Week" and peer mediation	8/2/2016 9:23 AM
51	Longhorn Pride	8/2/2016 9:22 AM
52	As the counselor, I implement varioous things. Not one specific program.	8/2/2016 9:21 AM
53	Second Step / Botvins Skills for Adolescents	8/2/2016 9:20 AM
54	Bucket Filler Program	8/2/2016 9:18 AM
55	Curve it forward	8/2/2016 9:16 AM
56	NJCAP	8/2/2016 9:16 AM
57	pbis	8/2/2016 9:15 AM

### Q8 Is this a one time program or an ongoing program?

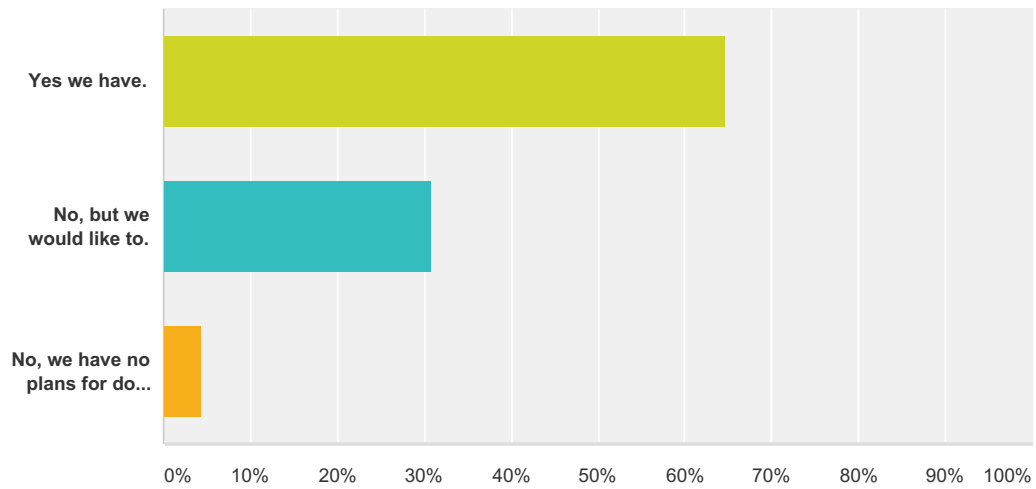
Answered: 65 Skipped: 7



Answer Choices	Responses
One time program	3.08% 2
Ongoing program	81.54% 53
Don't know	15.38% 10
<b>Total</b>	<b>65</b>

### Q9 Have you trained your teachers and staff how to recognize and stop bullying?

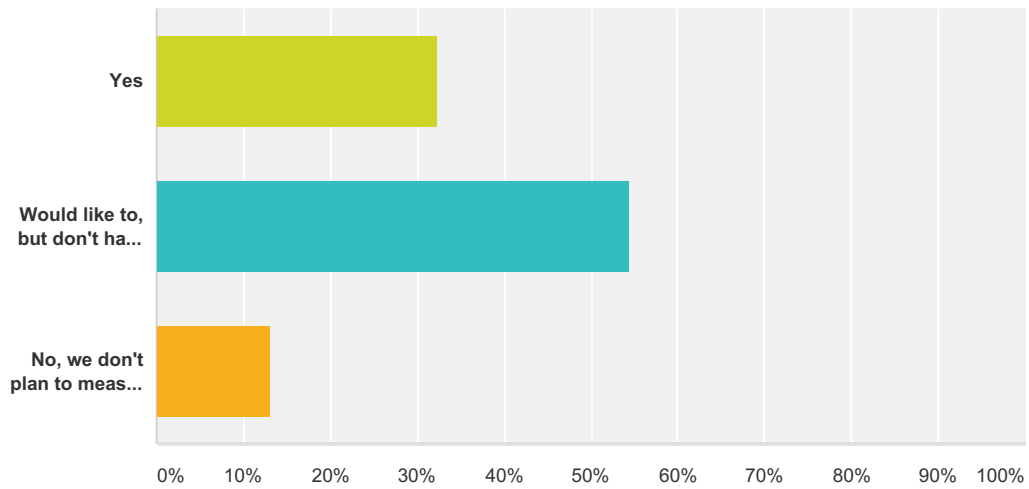
Answered: 68 Skipped: 4



Answer Choices	Responses
Yes we have.	64.71% 44
No, but we would like to.	30.88% 21
No, we have no plans for doing so.	4.41% 3
<b>Total</b>	<b>68</b>

### Q10 Do you measure the outcome of your bullying prevention program?

Answered: 68 Skipped: 4

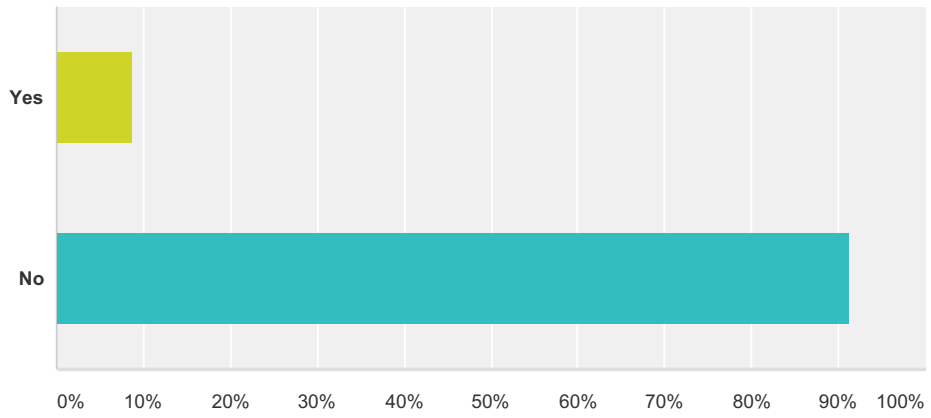


Answer Choices	Responses
Yes	32.35% 22
Would like to, but don't have the means or capability to do that	54.41% 37
No, we don't plan to measure the outcome	13.24% 9
<b>Total</b>	<b>68</b>



### Q11 Do you receive funding for your bullying prevention program

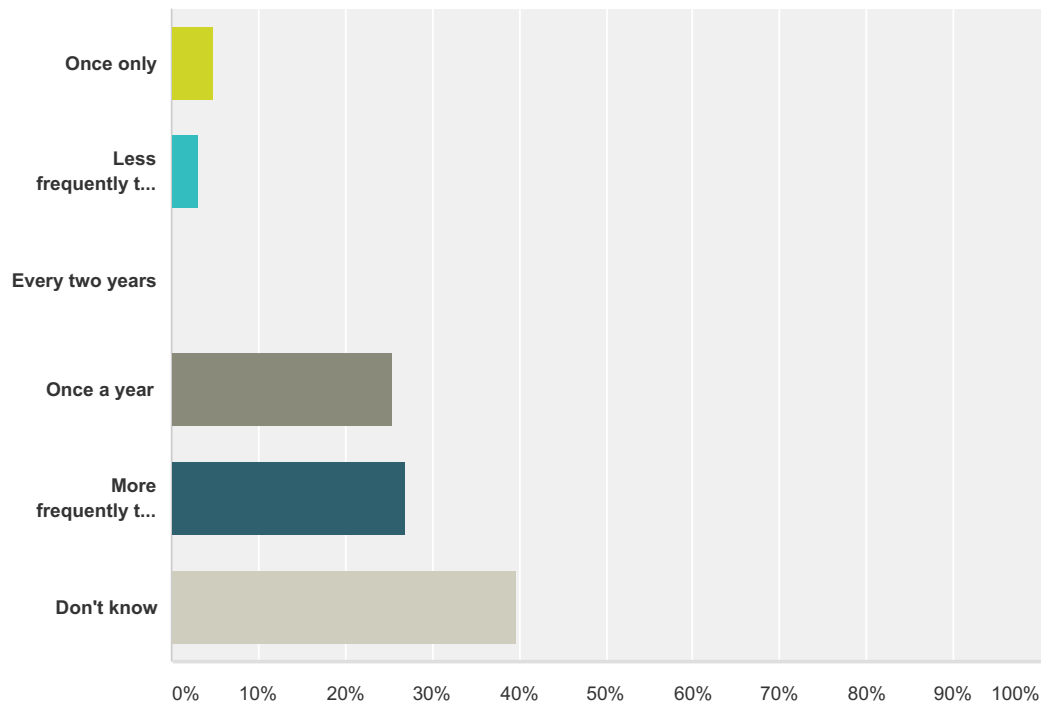
Answered: 68 Skipped: 4



Answer Choices	Responses	
Yes	8.82%	6
No	91.18%	62
<b>Total</b>		<b>68</b>

## Q12 How often do you measure the outcome of your program

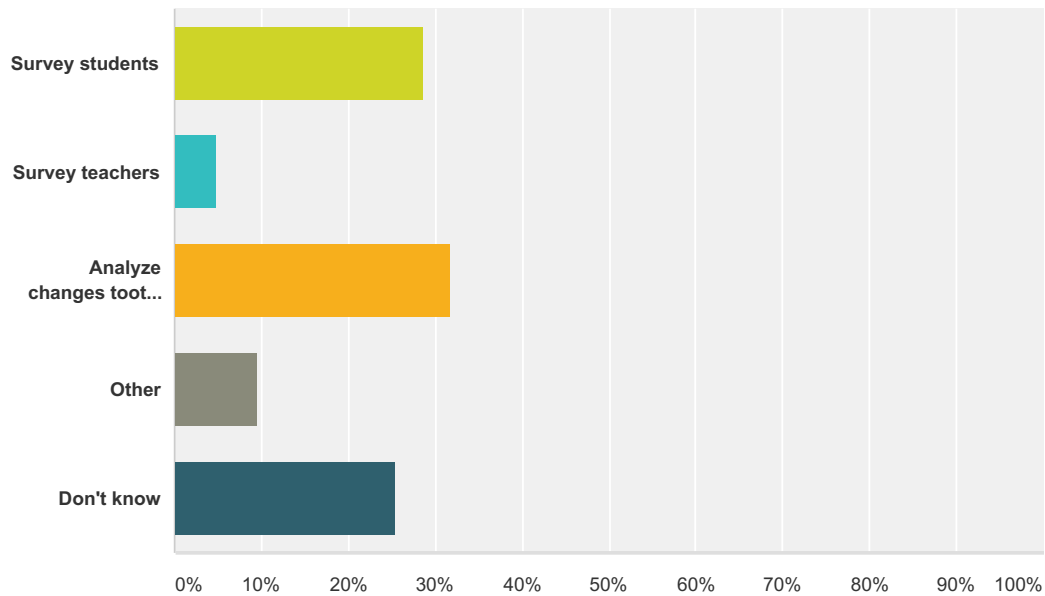
Answered: 63 Skipped: 9



Answer Choices	Responses
Once only	4.76% 3
Less frequently than once every two years	3.17% 2
Every two years	0.00% 0
Once a year	25.40% 16
More frequently than once a year	26.98% 17
Don't know	39.68% 25
<b>Total</b>	<b>63</b>

## Q13 How do you measure results?

Answered: 63 Skipped: 9

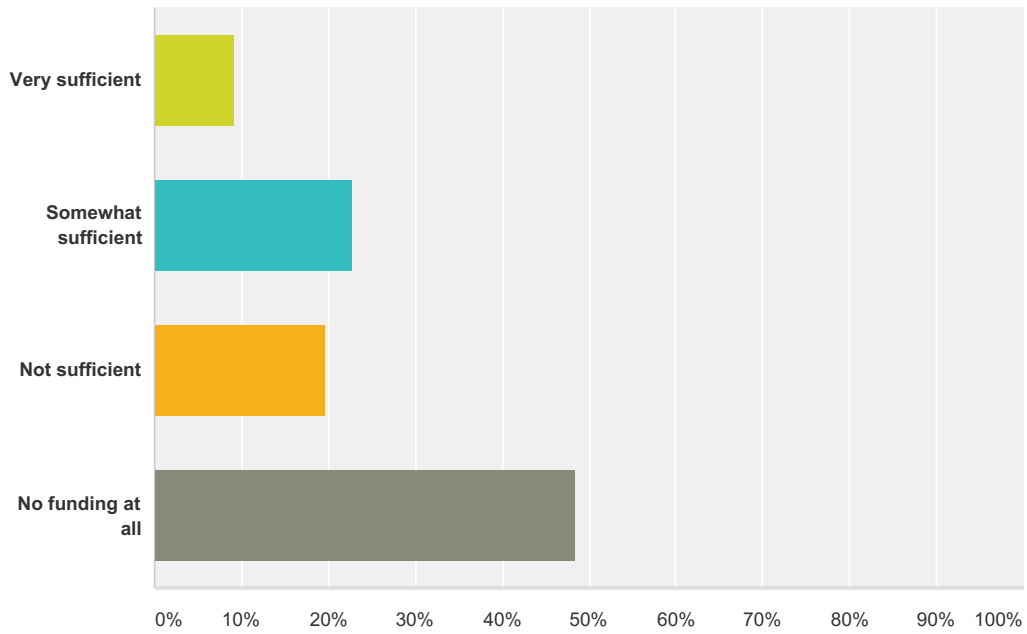


Answer Choices	Responses
Survey students	28.57% 18
Survey teachers	4.76% 3
Analyze changes toother data we gather	31.75% 20
Other	9.52% 6
Don't know	25.40% 16
<b>Total</b>	<b>63</b>

#	Other (please specify)	Date
1	When we start school, we will implement program.	8/2/2016 4:23 PM
2	We will be doing an ongoing assessment in and out of the classroom because bullying behaviors tend to appear more out of the classroom than within.	8/2/2016 12:42 PM
3	We are a small school. We take up any instances of bullying on an individual basis immediately so that it can not spread.	8/2/2016 11:19 AM
4	Our school is Pre K-3rd, we really do not see serious bullying. As counselors we do talk to the student if he/she is being a bully, which is more like : you're not my friend:, they don't want to play with me.	8/2/2016 10:11 AM
5	look at decrease in bullying incidents through referrals	8/2/2016 9:31 AM
6	Formed a committee made up of admin, teachers, parents and students. They meet to discuss and assess.	8/2/2016 9:17 AM

### Q14 How do you rate the sufficiency of the funding you have for your bullying prevention program

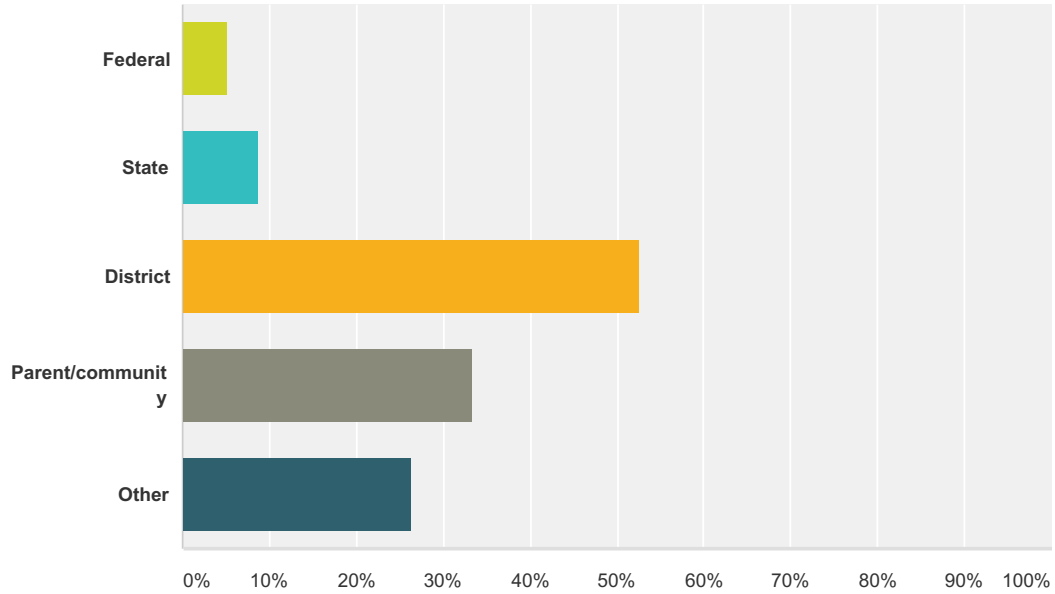
Answered: 66 Skipped: 6



Answer Choices	Responses
Very sufficient	9.09% 6
Somewhat sufficient	22.73% 15
Not sufficient	19.70% 13
No funding at all	48.48% 32
<b>Total</b>	<b>66</b>

### Q15 What sources of funding are available to you for your bullying prevention program?

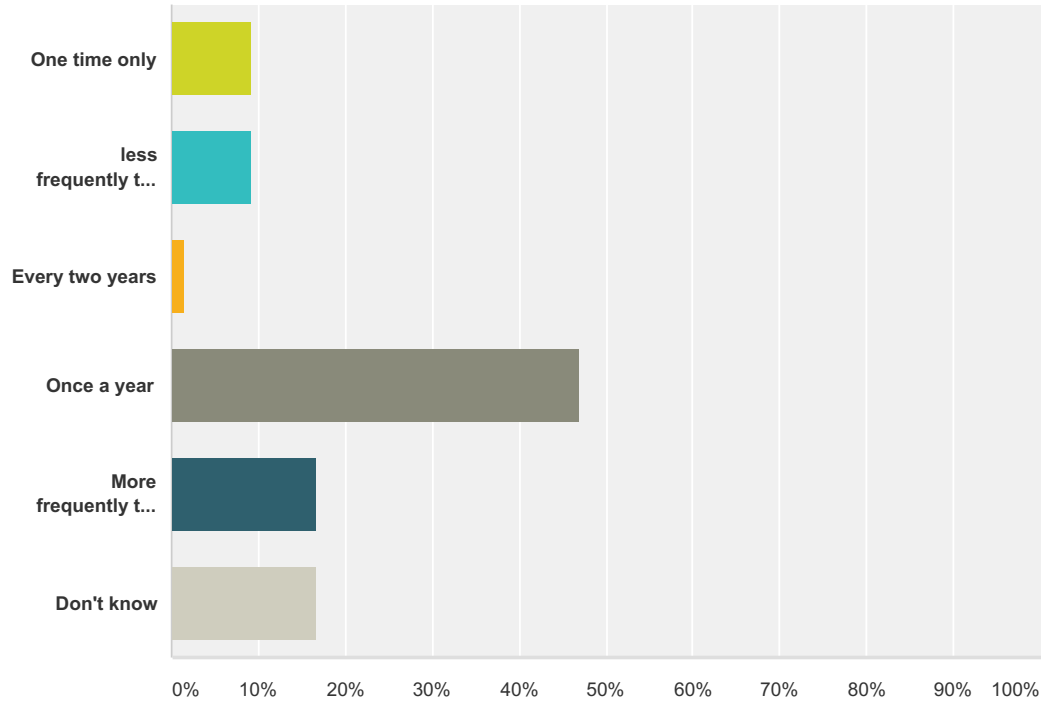
Answered: 57 Skipped: 15



Answer Choices	Responses
Federal	5.26% 3
State	8.77% 5
District	52.63% 30
Parent/community	33.33% 19
Other	26.32% 15
<b>Total Respondents: 57</b>	

### Q16 How often do you provide bullying prevention training to your staff and teachers?

Answered: 66 Skipped: 6



Answer Choices	Responses
One time only	9.09% 6
less frequently than once every two years	9.09% 6
Every two years	1.52% 1
Once a year	46.97% 31
More frequently than once a year	16.67% 11
Don't know	16.67% 11
<b>Total</b>	<b>66</b>