





Weekly Plan - Example

Week of: _____

LESSON PLAN	DAY 1 = ~40 minutes	DAY 2 = ~40 minutes
 <p>Foundations</p>	<p><u>Activating Prior Knowledge</u> (~5 minutes)</p> <ul style="list-style-type: none"> ☐ Ask students to make a prediction as to what they think lesson will be about, based on the webisode title ☐ Discuss/review any new Hidden Social Keys in the webisode and add to 'Hidden Social Keys' poster in classroom 	<p><u>Activating Prior Knowledge</u> (~5 minutes)</p> <ul style="list-style-type: none"> ☐ Verbally review webisode viewed the previous day ☐ Have students share experiences related to the topic
 <p>Video Modeling</p>	<p><u>Webisode</u> (~5 minutes)</p> <ul style="list-style-type: none"> ☐ Students view webisode as a whole class with interactive whiteboard/projector or in groups/independently with laptops ☐ Select students to answer the 'Teaching Tips' as the webisode is viewed to prompt discussion and enhance comprehension 	<p><u>Webisode</u> (~5 minutes)</p> <ul style="list-style-type: none"> ☐ Repeat webisode as a whole class with interactive whiteboard/projector or in groups/independently with laptops (with 'Teaching Tips' turned off)
 <p>Demonstration of Understanding</p>	<p><u>Show What You Know!</u> (~25 minutes)</p> <ul style="list-style-type: none"> ☐ Hand out worksheets (i.e. 'Story Map', 'What Happened?', 'Reflection Questions', etc.) for in-class work/homework; have students work through packet independently, in pairs or in groups ☐ Have students engage in curriculum integration projects/assignments (See 'Unit Plans') 	<p><u>Show What You Know!</u> (~20 minutes)</p> <ul style="list-style-type: none"> ☐ Students continue working on worksheets independently, in pairs or in groups ☐ Have students complete curriculum integration projects/assignments (see 'Unit Plans')
 <p>Generalization</p>	<p><u>Homework/Clubhouse/Tickets</u> (~5 minutes)</p> <ul style="list-style-type: none"> ☐ Assign homework for the evening (i.e. incomplete worksheets, journal-writing, etc.) ☐ Have students log into the Clubhouse and provide them with a topic to discuss ☐ Give 'Rewards Tickets' to anyone demonstrating appropriate social skills during partner/group work ☐ Students can continue earning 'Rewards Tickets' throughout the week 	<p><u>Homework/Quiz</u> (~10 minutes)</p> <ul style="list-style-type: none"> ☐ Have students take quiz ☐ Give 'Rewards Tickets' to students who demonstrate appropriate social skills during partner/group work ☐ Students can continue earning 'Rewards Tickets' throughout the week